



Sri Guru Harkrishan Public School,

Dugri Road Ludhiana

HOLIDAYS HOMEWORK

Relax ♥

Explore ☀

Learn 📖

Have Fun 😊

“ Holidays
are the
perfect time
to relax,
explore,
and
grow. ♥

Come back
refreshed,
recharged and
ready to *shine!* ”

Use this time to do what makes
your *soul happy* and your future bright. ♥

KEEP LEARNING, KEEP GROWING, KEEP SMILING!



EVS HOLIDAYS HOME WORK

CLASS II

1. Handprint Tree Activity 🖐️ □

Materials:

Chart paper

Brown and green paint

Sketch pens

Steps:

Draw a tree trunk with brown color.

Make green handprints as leaves.

Write: "Trees are Our Friends."

2. Daily Good Habits Chart ☆

Make a weekly chart with habits and tick (✓) them daily.

GOOD HABITS	MONDAY	TUESDAY	WEDNESDAY	THURSDAY	FRIDAY	SATURDAY	SUNDAY
Drink Water							
Read Books							
Brush Teeth							
Help Parents							

3. Sink or Float Activity

Take a half tub of water. Put the following objects in water one by one and tick the correct column on an A4 size sheet.

OBJECTS	SINK	FLOAT
Mango		
Apple		
Peach		
Nail cutter		
Leaf		
Pencil		
Ladyfinger		
Green chilly		
Stone		

4. Comprehension – Homes and Clothes

We live in homes. Homes keep us safe. We wear clothes to cover our body. Cotton clothes are worn in summer. Woollen clothes are worn in winter.

True / False

1. Homes keep us safe. _____
2. We wear cotton clothes in winter. _____
3. Woollen clothes keep us warm. _____
4. Clothes cover our body. _____

5. Comprehension – My Neighbourhood

Riya lives in a clean neighbourhood. There is a park near her house where children play every evening. A market, a school, and a hospital are also nearby. People in the neighbourhood help each other and keep the area clean by using dustbins. Riya likes her neighbourhood because it is safe and beautiful.

MCQs

1. Where does Riya live?
A) Village
B) Clean neighbourhood
C) Jungle
D) Farm
2. What is near Riya's house?
A) Zoo
B) Park
C) River
D) Factory
3. Where do children play?
A) Hospital
B) School
C) Park
D) Market

6. Comprehension – My School

My school is big and beautiful. It has many classrooms, a library, and a playground. Our teachers are kind and helpful. We study, play, and learn new things every day. We keep our school neat and clean. I love my school very much.

Fill in the Blanks

1. My school is big and _____.
2. Our teachers are kind and _____.
3. We learn new things every _____.
4. We keep our school neat and _____.

7. Choose the correct word

1. A _____ drives a bus. (driver / tailor)
2. A _____ stitches clothes. (barber / tailor)
3. A _____ treats sick animals. (vet / teacher)
4. A _____ repairs water pipes. (plumber / baker)

8. Paste or draw clothes worn in different seasons.

➤ Summer:

➤ Winter:

➤ Rainy:

9. Find out 10 Difficult Word from Chapter (Neighbourhood) & My Family

10. Revise Previous Syllabus

Happy Holidays!

ग्रीष्मकालीन अवकाश गृह कार्य

1. वर्णमाला पेड़ □


एक बड़ा पेड़ बनाइए।

पेड़ की पत्तियों पर हिंदी वर्ण लिखिए।

2. कविता सजाओ □

अपनी पसंद की छोटी हिंदी कविता सुंदर लिखावट में लिखकर बॉर्डर और चित्रों से सजाइए।

4. शरीर के अंगों को पहचान कर उनके नाम लिखो।



4. चित्र पहचान कर सब्जियों के नाम लिखो।

सब्जियों के नाम लिखो



















MATHEMATICS

"I will prepare and someday my chance will come."

Abraham Lincoln, president



2 TIMES TABLE WORKSHEET list of sums (mixed)

$2 \times 4 = \underline{\quad}$ $0 \times 2 = \underline{\quad}$ $9 \times 2 = \underline{\quad}$ $2 \times 10 = \underline{\quad}$ $2 \times 1 = \underline{\quad}$

$2 \times 12 = \underline{\quad}$ $7 \times 2 = \underline{\quad}$ $2 \times 12 = \underline{\quad}$ $3 \times 2 = \underline{\quad}$ $8 \times 2 = \underline{\quad}$

$2 \times 2 = \underline{\quad}$ $6 \times 2 = \underline{\quad}$ $10 \times 2 = \underline{\quad}$ $2 \times 11 = \underline{\quad}$ $2 \times 12 = \underline{\quad}$

$2 \times 10 = \underline{\quad}$ $2 \times 2 = \underline{\quad}$ $2 \times 6 = \underline{\quad}$ $5 \times 2 = \underline{\quad}$ $1 \times 2 = \underline{\quad}$

$2 \times 6 = \underline{\quad}$ $12 \times 2 = \underline{\quad}$ $9 \times 2 = \underline{\quad}$ $2 \times 8 = \underline{\quad}$ $2 \times 6 = \underline{\quad}$

$2 \times 9 = \underline{\quad}$ $3 \times 2 = \underline{\quad}$ $2 \times 10 = \underline{\quad}$ $6 \times 2 = \underline{\quad}$ $4 \times 2 = \underline{\quad}$

$2 \times 3 = \underline{\quad}$ $10 \times 2 = \underline{\quad}$ $4 \times 2 = \underline{\quad}$ $2 \times 7 = \underline{\quad}$ $2 \times 12 = \underline{\quad}$

$2 \times 8 = \underline{\quad}$ $8 \times 2 = \underline{\quad}$ $2 \times 9 = \underline{\quad}$ $7 \times 2 = \underline{\quad}$ $9 \times 2 = \underline{\quad}$

$2 \times 7 = \underline{\quad}$ $9 \times 2 = \underline{\quad}$ $8 \times 2 = \underline{\quad}$ $2 \times 5 = \underline{\quad}$ $2 \times 2 = \underline{\quad}$

$2 \times 1 = \underline{\quad}$ $11 \times 2 = \underline{\quad}$ $11 \times 2 = \underline{\quad}$ $10 \times 2 = \underline{\quad}$

$2 \times 11 = \underline{\quad}$ $5 \times 2 = \underline{\quad}$ $2 \times 3 = \underline{\quad}$ $2 \times 9 = \underline{\quad}$

$2 \times 5 = \underline{\quad}$ $1 \times 2 = \underline{\quad}$ $12 \times 2 = \underline{\quad}$ $3 \times 2 = \underline{\quad}$



Expanded Form




Directions: Fill in the chart below to show how many hundreds, tens and ones. The first one has been done for you.

Hundreds
Tens
Ones




$$200 + 30 + 4$$





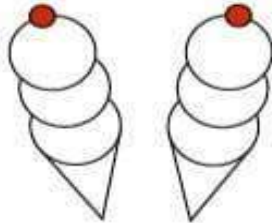
Happy Summer!

$$\begin{array}{r} 309 \\ + 252 \\ \hline \end{array}$$



$$\begin{array}{r} 199 \\ + 379 \\ \hline \end{array}$$

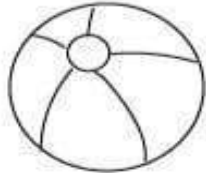
$$\begin{array}{r} 581 \\ + 121 \\ \hline \end{array}$$



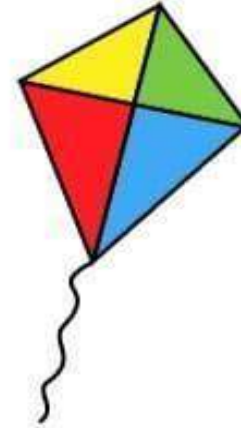
$$\begin{array}{r} 566 \\ + 200 \\ \hline \end{array}$$

$$\begin{array}{r} 710 \\ + 202 \\ \hline \end{array}$$

$$\begin{array}{r} 407 \\ + 412 \\ \hline \end{array}$$



$$\begin{array}{r} 571 \\ + 196 \\ \hline \end{array}$$



$$\begin{array}{r} 301 \\ + 103 \\ \hline \end{array}$$


$$\begin{array}{r} 835 \\ + 37 \\ \hline \end{array}$$



$$\begin{array}{r} 279 \\ + 125 \\ \hline \end{array}$$



$$\begin{array}{r} 680 \\ + 320 \\ \hline \end{array}$$





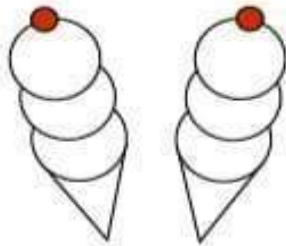
Happy Summer!

$$\begin{array}{r} 809 \\ - 252 \\ \hline \end{array}$$



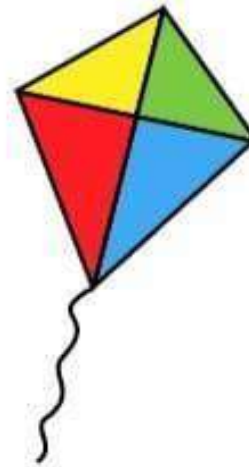
$$\begin{array}{r} 999 \\ - 379 \\ \hline \end{array}$$

$$\begin{array}{r} 581 \\ - 121 \\ \hline \end{array}$$

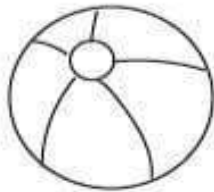


$$\begin{array}{r} 566 \\ - 200 \\ \hline \end{array}$$

$$\begin{array}{r} 710 \\ - 202 \\ \hline \end{array}$$




$$\begin{array}{r} 707 \\ - 412 \\ \hline \end{array}$$



$$\begin{array}{r} 571 \\ - 196 \\ \hline \end{array}$$

$$\begin{array}{r} 301 \\ - 103 \\ \hline \end{array}$$

$$\begin{array}{r} 835 \\ - 637 \\ \hline \end{array}$$



$$\begin{array}{r} 279 \\ - 125 \\ \hline \end{array}$$



$$\begin{array}{r} 680 \\ - 320 \\ \hline \end{array}$$



Multiply :

$2 \times 5 = \boxed{}$

$4 \times 3 = \boxed{}$

$8 \times 3 = \boxed{}$

$4 \times 6 = \boxed{}$

$3 \times 2 = \boxed{}$

$2 \times 8 = \boxed{}$

$5 \times 3 = \boxed{}$

$6 \times 2 = \boxed{}$

$3 \times 9 = \boxed{}$

$8 \times 5 = \boxed{}$

Fill in the blanks :

$2 + 2 + 2 + 2 = 8$

$\bigcirc \times \bigcirc =$

$6 + 6 + 6 = 18$

$\bigcirc \times \bigcirc =$

$4 + 4 + 4 + 4 = 16$

$\bigcirc \times \bigcirc =$

$3 + 3 + 3 + 3 + 3 + 3 = 18$

$\bigcirc \times \bigcirc =$



Numbers Up to 1000

A. Write the following numbers in figures :

1. Five hundred thirty-two
2. Six hundred fifty-five
3. Two hundred forty
4. Three hundred sixty-five
5. Eight hundred ninety-two

B. Fill in the boxes :

Numeral	Place of the coloured digit in the numeral
1. 3 <u>6</u> 2	<input type="text"/>
2. <u>7</u> 4 0	<input type="text"/>
3. 5 1 <u>6</u>	<input type="text"/>
4. 9 <u>6</u> 5	<input type="text"/>
5. 8 <u>2</u> 6	<input type="text"/>

C. Circle (○) the biggest number and put a tick (✓) on the smallest number :

- | | |
|--------------------|---------------------|
| 1. 576 529 590 | 2. 746 693 321 |
| 3. 134 286 891 | 4. 902 290 984 |
| 5. 647 590 342 | 6. 310 334 579 |
| 7. 161 211 350 | 8. 591 422 398 |
| 9. 519 599 322 | 10. 189 576 513 |

Table 1 to 12

1

$1 \times 1 = 1$
 $2 \times 1 = 2$
 $3 \times 1 = 3$
 $4 \times 1 = 4$
 $5 \times 1 = 5$
 $6 \times 1 = 6$
 $7 \times 1 = 7$
 $8 \times 1 = 8$
 $9 \times 1 = 9$
 $10 \times 1 = 10$

2

$2 \times 1 = 2$
 $2 \times 2 = 4$
 $2 \times 3 = 6$
 $2 \times 4 = 8$
 $2 \times 5 = 10$
 $2 \times 6 = 12$
 $2 \times 7 = 14$
 $2 \times 8 = 16$
 $2 \times 9 = 18$
 $2 \times 10 = 20$

3

$3 \times 1 = 3$
 $3 \times 2 = 6$
 $3 \times 3 = 9$
 $3 \times 4 = 12$
 $3 \times 5 = 15$
 $3 \times 6 = 18$
 $3 \times 7 = 21$
 $3 \times 8 = 24$
 $3 \times 9 = 27$
 $3 \times 10 = 30$

4

$4 \times 1 = 4$
 $4 \times 2 = 8$
 $4 \times 3 = 12$
 $4 \times 4 = 16$
 $4 \times 5 = 20$
 $4 \times 6 = 24$
 $4 \times 7 = 28$
 $4 \times 8 = 32$
 $4 \times 9 = 36$
 $4 \times 10 = 40$

5

$5 \times 1 = 5$
 $5 \times 2 = 10$
 $5 \times 3 = 15$
 $5 \times 4 = 20$
 $5 \times 5 = 25$
 $5 \times 6 = 30$
 $5 \times 7 = 35$
 $5 \times 8 = 40$
 $5 \times 9 = 45$
 $5 \times 10 = 50$

6

$6 \times 1 = 6$
 $6 \times 2 = 12$
 $6 \times 3 = 18$
 $6 \times 4 = 24$
 $6 \times 5 = 30$
 $6 \times 6 = 36$
 $6 \times 7 = 42$
 $6 \times 8 = 48$
 $6 \times 9 = 54$
 $6 \times 10 = 60$

7

$7 \times 1 = 7$
 $7 \times 2 = 14$
 $7 \times 3 = 21$
 $7 \times 4 = 28$
 $7 \times 5 = 35$
 $7 \times 6 = 42$
 $7 \times 7 = 49$
 $7 \times 8 = 56$
 $7 \times 9 = 63$
 $7 \times 10 = 70$

8

$8 \times 1 = 8$
 $8 \times 2 = 16$
 $8 \times 3 = 24$
 $8 \times 4 = 32$
 $8 \times 5 = 40$
 $8 \times 6 = 48$
 $8 \times 7 = 56$
 $8 \times 8 = 64$
 $8 \times 9 = 72$
 $8 \times 10 = 80$

9

$9 \times 1 = 9$
 $9 \times 2 = 18$
 $9 \times 3 = 27$
 $9 \times 4 = 36$
 $9 \times 5 = 45$
 $9 \times 6 = 54$
 $9 \times 7 = 63$
 $9 \times 8 = 72$
 $9 \times 9 = 81$
 $9 \times 10 = 90$

10

$10 \times 1 = 10$
 $10 \times 2 = 20$
 $10 \times 3 = 30$
 $10 \times 4 = 40$
 $10 \times 5 = 50$
 $10 \times 6 = 60$
 $10 \times 7 = 70$
 $10 \times 8 = 80$
 $10 \times 9 = 90$
 $10 \times 10 = 100$

11

$11 \times 1 = 11$
 $11 \times 2 = 22$
 $11 \times 3 = 33$
 $11 \times 4 = 44$
 $11 \times 5 = 55$
 $11 \times 6 = 66$
 $11 \times 7 = 77$
 $11 \times 8 = 88$
 $11 \times 9 = 99$
 $11 \times 10 = 110$

12

$12 \times 1 = 12$
 $12 \times 2 = 24$
 $12 \times 3 = 36$
 $12 \times 4 = 48$
 $12 \times 5 = 60$
 $12 \times 6 = 72$
 $12 \times 7 = 84$
 $12 \times 8 = 96$
 $12 \times 9 = 108$
 $12 \times 10 = 120$

ਪੰਜਾਬੀ

□ 2nd ਜਮਾਤ ਦਾ ਛੁੱਟੀਆਂ ਦਾ ਕੰਮ



1. ਚਿੱਤਰ ਦੇਖ ਕੇ ਕੋਈ ਵੀ 5 ਸਤਰਾਂ ਲਿਖੋ

2. ਰੋਜ਼ ਪੰਜਾਬੀ ਪਾਠ ਪੁਸਤਕ ਦਾ ਪੇਜ ਪੜ ਕੇ ਦਸ ਅੱਖੇ
ਸ਼ਬਦ ਲਿਖੋ

3. ਗਿਣਤੀ 1 ਤੋਂ 10 ਤੱਕ A4 ਸ਼ੀਟ ਉੱਤੇ ਸੁੰਦਰ ਤਰੀਕੇ ਨਾਲ
ਲਿਖੋ।

4. ਹੇਠ ਲਿਖੀਆਂ ਲਗਾ ਮਾਤਰਾ ਦੇ ਪੰਜ ਪੰਜ ਸ਼ਬਦ ਲਿਖੋ
ਹੋੜਾ, ਦੁਲਾਵਾ, ਸਿਹਾਰੀ, ਦੁਲੈਂਕੜ

ENGLISH

CLASS - II

TOPIC : PICTURE COMPOSITION

Q. Look at the picture carefully and complete the sentences using the words from the help box :



Painting , swing football , reading , six playing , sitting , park , happy, two

1. This is a scene of a _____ .
2. The children are _____ .
3. A girl is making a _____ .
4. One boy is _____ a book .
5. Two boys are playing with a _____ .
- 6 . Another boy is _____ on the tree .
7. A girl is on the _____ .
8. There are _____ trees.
9. There are _____ children .
10. Everybody is looking very _____ .



Story Time

Short vowel story

Q:-Fill short vowel in the story:-


I c_n see a b_g r_cket.

It is g_ing _p, _p, _p.

The rock_t can fly f_st.

_i is going to themoon.

It _s r_d.



Q:- Circle the short vowel sounds:-

**a , b , j , e , d ,
r , i , p , o , m ,
u , n , s , t , v**



HOLIDAY HOMEWORK

ENGLISH WORKSHEET



Name: _____ Class: _____ Date: _____

A. COMPLETE THE SENTENCES

Read each sentence and fill in the blank with a suitable word.

1. I drink _____.



2. The dog says _____.



3. We go to _____.



4. Birds can _____.



Fun Time

Draw and color your favorite place.



Good Habits Corner

Write any two good habits.

- _____
- _____

Well Done!

Color the stars.



B. JUMBLED SENTENCES

Rearrange the words to make meaningful sentences. Don't forget to use capital letters and punctuation.

1. am / I / happy



2. is / red / The / apple



3. play / We / games



4. has / She / doll / a



5. school / go / I / to





ENGLISH WORKSHEET



A. COMPLETE THE SENTENCES

Read each sentence and fill in the blank with a suitable word.

1. I get up early in the _____.



2. We should _____ our teeth twice a day.



3. My brother plays _____ after school.



4. The cat is sleeping on the _____.



5. I have a _____ of books on my shelf.



6. It is raining. Don't forget to take your _____.



7. My mother cooks _____ delicious food.



8. We should always _____ the truth.



9. The baby is _____ in the cradle.



10. Let's _____ the trees to keep our environment clean.



B. JUMBLED SENTENCES

Rearrange the words to make meaningful sentences. Don't forget to use capital letters and punctuation.

1. school / goes / to / every day / she / .

2. reading / book / I / a / am / interesting / .

3. the / parrot / in / is / cage / the / .

4. like / I / very much / ice cream / .

5. play / in / children / the / park / .

6. healthy / vegetables / are / very / .

7. is / birthday / today / my / .

8. happy / dog / a / is / that / .

9. early / up / in / the morning / get / I / .

10. beautiful / a / she / picture / drew / .





HOLIDAY HOMEWORK WORKSHEET

ENGLISH – FUN WITH WORDS & PICTURES



Name: _____

Class & Section: _____

Roll No.: _____

Date: _____



Activity 1: Read and Find Words (10 Marks)

Instructions: Read the short story carefully and answer the questions.

Short Story:

The little boy ran in the garden. He saw a ball under the tree. His dog jumped and barked. His friend came with a kite. They all played together.



Find the Nouns (Naming Words)

Write any 6 nouns from the story:

- | | |
|----------|----------|
| 1. _____ | 2. _____ |
| 3. _____ | 4. _____ |
| 5. _____ | 6. _____ |



Activity 2: Make Sentences (10 Marks)

Instructions: Use the words given below and make 5 beautiful sentences.

Words Bank

boy, garden, ball, tree, dog, kite,
friend, park, flower, sun

Your Sentences:

1. _____
2. _____
3. _____
4. _____
5. _____



Activity 3: Describe the Picture (15 Marks)

Instructions: Look at the colourful picture given below and describe it in 6–8 sentences.

Write about:

- what you see
- what the people and animals are doing
- the colours in the picture
- how the picture makes you feel

My Picture Description:



Draw and Colour (Bonus Activity)



Draw your favourite holiday activity and colour it beautifully.



Parent's Signature: _____

Submission Date: After the Holidays

HAVE A FUN AND COLOURFUL HOLIDAY!



Look at the following picture and write 5 Sentences using the help box.



many	playing	swings	happy	bench
ball	dustbin	playground	sitting	woman

Reading Comprehension Worksheet English – Reading Comprehension

Instructions:

1. Read each passage carefully before answering.
2. Write neatly and use full sentences for the short answers.

1. Chapter 1: Nip and Pip – Naughty Puppies

Miss Flip was an old lady. She had two naughty little puppies, Nip and Pip. Every morning, Miss Flip gave the puppies a bowl full of warm milk. The puppies were always so hungry. They rushed to the bowl and put their paws into the milk.

A. Answer these questions:

1. Who had two naughty puppies?

Ans: _____

2. What did the puppies put into the milk?

Ans: _____

B. Fill in the blank:

The puppies were always so ____.

C. True or False:

The puppies were not hungry. ____

D. MCQ:

How did the puppies go to the bowl?

- a) Slowly b) Rushed c) Walked

2. Chapter 3: Mr. Black Ant & Mr. Grasshopper Green

Mr Black Ant was very small. He and his family worked very hard all through the long hot summer. Even a small grain of sugar was too heavy for the tiny ants, but they had to pick it up. They picked up one grain at a time and carried it to their anthill.

A. Answer these questions:

1. What did the ants do all summer?

Ans: _____

2. Where did the ants carry the grain of sugar?

Ans _____

B. Fill in the blank:

An anthill is a place where ____ live.

C. True or False:

A grain of sugar was light for the ants. _____

D. MCQ:

How did the ants carry the sugar?

- a) All together b) One grain at a time c) In a cart

3. Chapter 4: Colours in the Sky.

We live in a colourful world. Light is made up of many colours. You can see this in a rainbow. A rainbow appears when the sun shines through raindrops. The light bends and makes a semicircle of colours in the sky.

A. Answer these questions:

1. When can we see a rainbow in the sky?

Ans: _____

2. What happens when sunlight shines through a drop of water?

Ans: _____

B. Fill in the blank:

A _____ is a half circle in the sky.

C. True or False:

Light is made up of only one colour. ____

D. MCQ:

A rainbow looks like a huge __of colours.

a) Line b) Arch c) Circle

4. Chapter 6: Our Nest is Our Home

An old lady went to a park every evening. She walked for about fifteen minutes, then sat on a bench. She took out her knitting needles and wool and knitted while watching the children playing.

A. **Answer these questions:**

1. Where did the old lady go every evening?

Ans: _____

2. What did she do while sitting on the bench?

Ans: _____

B. Fill in the blank:

The old lady sat on a _____ and watched the children.

C. True or False:

The old lady walked for one hour in the park. __

D. MCQ:

What did the old lady take out from her bag?

a) A book b) Knitting needles and wool c) Food

5. Chapter 7: I can't have This Soup

Leo the Lion was very hungry. He wanted a bowl of hot chicken soup. His wife, Ms Leona Lioness, was not at home. She had gone to Tiggy Tiger's house. Leo brushed his mane, put on a black top hat, and went to Mr Black Stripes, the zebra's restaurant.

A. Answer these questions:

1. Why was Leo the Lion hungry?

An : _____

2. Where did Leo go at the end?

Ans: _____

B. Fill in the blank:

Leo brushed his grand ____ before going out.

C. True or False:

Ms Leona Lioness was at home when Leo was hungry.

D. MCQ:

What did Leo want to eat?

a) Hot chicken soup b) Apple pie c) Rice

**Topic : Sort the Nouns – People, Places, Things, Animals & Birds
Choose and Sort the Nouns**

Instructions:

1. Pick only the nouns from the Word Bank and write them in the correct column. (Do not put articles or describing words in the table.)

Word Bank (25 Words)

cat, naughty, puppies, warm ,milk , Delhi , old, lady, hungry,
bowl, small, rainbow, park, black, lion, hot, soup, children,
grasshopper, sky, ant,

Persons	Places	Things	Animals	Birds

MAKE SENTENCES

1. Naughty → _____

2. Plenty → _____

3. Rainbow → _____

4. Clear → _____

5. Balloon → _____

6. Upset → _____

7. Chirping → _____

8. Spicy → _____

9. Wonder → _____

10. Peep → _____