



Sri Guru Harkrishan Public School,

Dugri Road Ludhiana

HOLIDAYS HOMEWORK

Relax ♥

Explore ☀

Learn 📖

Have Fun 😊

“Holidays are the perfect time to relax, explore, and grow. ♥

Come back refreshed, recharged and ready to *shine!*”

Use this time to do what makes your *soul happy* and your future bright. ♥

KEEP LEARNING, KEEP GROWING, KEEP SMILING!



SRI GURU HARKRISHAN PUBLIC SCHOOL, LUDHIANA
SUMMER VACATION HOMEWORK 2026
CLASS I



HOLIDAY HOMEWORK
ENGLISH WORKSHEET



Name: _____ Class: _____ Date: _____

A. COMPLETE THE SENTENCES

Read each sentence and fill in the blank with a suitable word.

1. I drink _____.



2. The dog says _____.



3. We go to _____.



4. Birds can _____.



Fun Time

Draw and color your favorite place.



B. JUMBLED SENTENCES

Rearrange the words to make meaningful sentences. Don't forget to use capital letters and punctuation.

1. am / I / happy



2. is / red / The / apple



3. play / We / games



4. has / She / doll / a



5. school / go / I / to



Good Habits Corner

Write any two good habits.

1. _____
2. _____



Well Done!

Color the stars.





ENGLISH WORKSHEET



A. COMPLETE THE SENTENCES

Read each sentence and fill in the blank with a suitable word.

1. I get up early in the _____.



2. We should _____ our teeth twice a day.




3. My brother plays _____ after school.



4. The cat is sleeping on the _____.



5. I have a _____ of books on my shelf.



6. It is raining. Don't forget to take your _____.



7. My mother cooks _____ delicious food.



8. We should always _____ the truth.



9. The baby is _____ in the cradle.



10. Let's _____ the trees to keep our environment clean.



B. JUMBLED SENTENCES

Rearrange the words to make meaningful sentences. Don't forget to use capital letters and punctuation.

1. school / goes / to / every day / she / .

2. reading / book / I / a / am / interesting / .

3. the / parrot / in / is / cage / the / .

4. like / I / very much / ice cream / .

5. play / in / children / the / park / .

6. healthy / vegetables / are / very / .

7. is / birthday / today / my / .

8. happy / dog / a / is / that / .

9. early / up / in / the morning / get / I / .

10. beautiful / a / she / picture / drew / .



□ HOLIDAY HOMEWORK □

□ English Assignment – Class 1

□ Write neatly .

□ CLASS 1 – MAKE SENTENCES

- 1. Tina → _____
- 2. Spots → _____
- 3. Delhi → _____
- 4. Curly → _____
- 5. Van → _____
- 6. Eat → _____
- 7. Rice → _____
- 8. Bedroom → _____
- 9. Wheel → _____
- 10. Snack → _____

Topic : Sort the Nouns – People, Places, Things, Animals & Birds

Choose and Sort the Nouns

Instructions:

1.Pick only the nouns from the Word Bank and write them in the correct column.
(Do not put articles or describing words in the table.)

Word Bank (25 Words)

cat, naughty, puppies, warm ,milk , Delhi , old, lady, hungry, bowl, small,
rainbow, park, black, lion, hot, soup, children, grasshopper, sky, ant, colourful

Word Bank (25 Words)

Persons	Places	Things	Animals	Birds

Q. Look at the picture carefully and complete the sentences using the words from the help box :



Painting , swing football , reading , six playing , sitting , park , happy, two

1. This is a scene of a _____ .
2. The children are _____.
3. A girl is making a _____.
4. One boy is _____ a book .
5. Two boys are playing with a _____ .
- 6 . Another boy is _____ on the tree .
7. A girl is on the _____.
8. There are _____ trees.
9. There are _____ children .
10. Everybody is looking very _____.



HOLIDAY HOMEWORK

Reading Comprehension – Class 1



Name: _____ Class: _____ Date: _____

1 Big Tom the Cat

Big Tom is a brown cat. He has green eyes and a long tail. Big Tom is Nat's pet cat. He waits for Nat when she goes to school. Big Tom becomes happy when Nat comes home.



Answer the Questions

1. What is the name of the cat? _____
2. Who is Big Tom's owner? _____



Fill in the Blank

Big Tom has green _____.



True or False

Big Tom is a dog. _____

MCQ

Big Tom waits near the:

- (a) tree (b) door (c) park

2 Tina and Her Dog

Tina is six years old. She studies in Class One. Tina has a pet dog named Spots. She takes Spots for a walk every day. Tina loves her pet very much.



Answer the Questions

1. What is the name of Tina's dog? _____
2. Which class does Tina study in? _____



Fill in the Blank

Tina takes her dog for a _____.



True or False

Tina is ten years old. _____

MCQ

Tina's pet is a:

- (a) cat (b) dog (c) rabbit

3 Amir and His Friends

Amir has curly hair. He studies in Class One with Tina. Tina sits next to Amir in class. Amir goes to school in his father's car. Tina and Ram are Amir's good friends.



Answer the Questions

1. What kind of hair does Amir have? _____
2. Who are Amir's friends? _____



Fill in the Blank

Amir goes to school in his father's _____.



True or False

Amir studies in Class Two. _____

MCQ

Who sits next to Amir?

- (a) Ram (b) Tina (c) Mother

4 Children in the Park

The children play in the park every evening. There are swings and slides in the park. The children also play hide and seek. They hide behind trees and bushes. Everyone has lots of fun in the park.



Answer the Questions

1. Where do the children play? _____
2. What games do the children play? _____



Fill in the Blank

The children hide behind trees and _____.



True or False

There are no swings in the park. _____

MCQ

The children have lots of:

- (a) homework (b) fun (c) food

5 The Kitchen

The kitchen has a fridge. Fruits and vegetables are kept in the fridge. Bottles of cold water are also kept there. Spoons, forks, pots, and pans are washed in the sink. The fridge is very useful.



Answer the Questions

1. What is kept in the fridge? _____
2. Where are pots and pans washed? _____



Fill in the Blank

The kitchen has a _____.



True or False

Cold water bottles are kept in the fridge. _____

MCQ

What is very useful?

- (a) table (b) fridge (c) chair



Story Time

Short vowel story

Q:-Fill short vowel in the story:-

I c_n see a b_g r_cket.

It is g_ing _p, _p, _p.

The rock_t can fly f_st.

_i is going to themoon.

It _s r_d.



Q:- Circle the short vowel sounds:-

**a , b , j , e , d ,
r , i , p , o , m ,
u , n , s , t , v**

WORKSHEET 5




Toys

- | | | | |
|--------------|-----------|-------------|------------------|
| 1.teddy bear | 5.doll | 9.balloons | 12.rocking horse |
| 2.car | 6.train | 10.dinosaur | 13.ball |
| 3.kite | 7.bicycle | 11.blocks | 14.pinwheel |
| 4.puzzle | 8.robot | | |



P	Z	O	G	K	N	R	C	A	R	B	C	T	L
C	O	O	K	I	T	E	E	E	L	Z	Z	U	P
E	L	A	A	A	Y	L	P	C	Y	S	I	B	L
D	E	L	U	R	U	A	S	O	N	I	D	L	B
A	L	T	E	D	D	Y	B	E	A	R	C	O	I
B	A	B	S	P	S	L	A	L	K	E	R	C	C
A	R	A	A	E	H	L	U	O	R	C	D	K	Y
L	O	I	R	L	L	I	R	L	N	B	H	S	C
L	B	R	D	K	L	P	I	N	W	H	E	E	L
I	O	E	A	T	O	O	L	E	A	O	I	Y	E
R	T	L	R	N	D	O	O	L	N	D	R	O	L
I	Y	A	S	R	E	Y	I	N	D	L	N	Y	K
A	I	B	I	R	N	B	Z	B	S	K	L	B	S
N	R	O	C	K	I	N	G	H	O	R	S	E	I



My hat has:

_____ circles

_____ rectangles

_____ squares

_____ triangles

My face has:

_____ circles

_____ triangles

_____ squares

My arms are:

My body is a:

My legs are:

My feet are:

comparing numbers

Fill in > , < , = in the blanks correctly.

$16 \square 3$

$10 \square 20$

$6 \square 14$

$7 \square 11$

$17 \square 15$

$13 \square 18$

$4 \square 5$

$16 \square 1$

$12 \square 1$

$6 \square 8$

$8 \square 8$

$18 \square 4$

$2 \square 9$

$3 \square 19$



Colour the biggest number

12 22 20

50 25 15

46 42 44

43 44 33

17 27 37

98 90 89

96 97 98

50 40 60

60 66 65

07 70 17


87 88 78

77 37 33

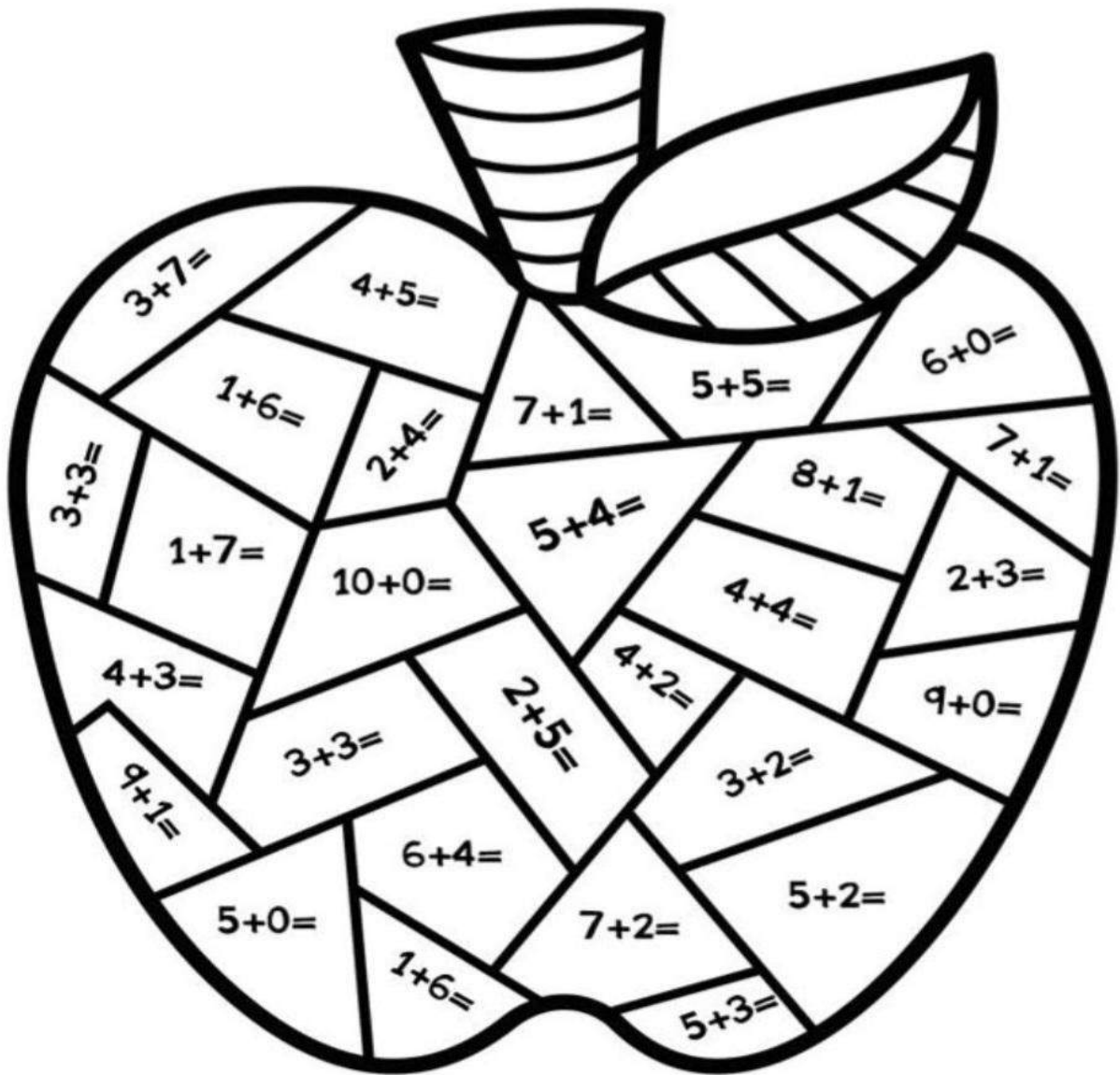
91 92 90

45 50 55

Colour the balloon with the smaller number in each set.



Color by Addition



Put in the number which comes before, between or after.

Before	Between	After
_____ 29	33 _____ 35	17 _____
_____ 18	5 _____ 7	30 _____
_____ 36	21 _____ 23	9 _____
_____ 7	12 _____ 14	25 _____
_____ 25	19 _____ 21	11 _____
_____ 31	37 _____ 39	39 _____
_____ 1	7 _____ 9	3 _____
_____ 23	26 _____ 28	29 _____



Subtraction

Subtract the given numbers and color the picture.

9
-3

5
-2

9
-4

6
-4

7
-5

5
-1

9
-7

9
-6

6
-2

7
-2

6
-3

5
-3

6
-1

8
-4

8
-2

9
-2

8
-5

7
-3

8
-6

8
-3

7
-1

9
-1

Yellow=2 Orange=3 Red=4 Pink=5 Purple=6

Times table of 2,3,4 and 5.

$4 \times 5 = \underline{\quad}$

$4 \times 4 = \underline{\quad}$

$2 \times 6 = \underline{\quad}$

$5 \times 6 = \underline{\quad}$

$3 \times 3 = \underline{\quad}$

$2 \times 8 = \underline{\quad}$

$0 \times 2 = \underline{\quad}$

$3 \times 7 = \underline{\quad}$

$4 \times 1 = \underline{\quad}$

$4 \times 9 = \underline{\quad}$

$5 \times 5 = \underline{\quad}$

$2 \times 0 = \underline{\quad}$

$3 \times 9 = \underline{\quad}$

$5 \times 1 = \underline{\quad}$

Tables of 1 to 10

1

$1 \times 1 = 1$
 $1 \times 2 = 2$
 $1 \times 3 = 3$
 $1 \times 4 = 4$
 $1 \times 5 = 5$
 $1 \times 6 = 6$
 $1 \times 7 = 7$
 $1 \times 8 = 8$
 $1 \times 9 = 9$
 $1 \times 10 = 10$

2

$2 \times 1 = 2$
 $2 \times 2 = 4$
 $2 \times 3 = 6$
 $2 \times 4 = 8$
 $2 \times 5 = 10$
 $2 \times 6 = 12$
 $2 \times 7 = 14$
 $2 \times 8 = 16$
 $2 \times 9 = 18$
 $2 \times 10 = 20$

3

$3 \times 1 = 3$
 $3 \times 2 = 6$
 $3 \times 3 = 9$
 $3 \times 4 = 12$
 $3 \times 5 = 15$
 $3 \times 6 = 18$
 $3 \times 7 = 21$
 $3 \times 8 = 24$
 $3 \times 9 = 27$
 $3 \times 10 = 30$

4

$4 \times 1 = 4$
 $4 \times 2 = 8$
 $4 \times 3 = 12$
 $4 \times 4 = 16$
 $4 \times 5 = 20$
 $4 \times 6 = 24$
 $4 \times 7 = 28$
 $4 \times 8 = 32$
 $4 \times 9 = 36$
 $4 \times 10 = 40$

5

$5 \times 1 = 5$
 $5 \times 2 = 10$
 $5 \times 3 = 15$
 $5 \times 4 = 20$
 $5 \times 5 = 25$
 $5 \times 6 = 30$
 $5 \times 7 = 35$
 $5 \times 8 = 40$
 $5 \times 9 = 45$
 $5 \times 10 = 50$

6

$6 \times 1 = 6$
 $6 \times 2 = 12$
 $6 \times 3 = 18$
 $6 \times 4 = 24$
 $6 \times 5 = 30$
 $6 \times 6 = 36$
 $6 \times 7 = 42$
 $6 \times 8 = 48$
 $6 \times 9 = 54$
 $6 \times 10 = 60$

7

$7 \times 1 = 7$
 $7 \times 2 = 14$
 $7 \times 3 = 21$
 $7 \times 4 = 28$
 $7 \times 5 = 35$
 $7 \times 6 = 42$
 $7 \times 7 = 49$
 $7 \times 8 = 56$
 $7 \times 9 = 63$
 $7 \times 10 = 70$

8

$8 \times 1 = 8$
 $8 \times 2 = 16$
 $8 \times 3 = 24$
 $8 \times 4 = 32$
 $8 \times 5 = 40$
 $8 \times 6 = 48$
 $8 \times 7 = 56$
 $8 \times 8 = 64$
 $8 \times 9 = 72$
 $8 \times 10 = 80$

9

$9 \times 1 = 9$
 $9 \times 2 = 18$
 $9 \times 3 = 27$
 $9 \times 4 = 36$
 $9 \times 5 = 45$
 $9 \times 6 = 54$
 $9 \times 7 = 63$
 $9 \times 8 = 72$
 $9 \times 9 = 81$
 $9 \times 10 = 90$

10

$10 \times 1 = 10$
 $10 \times 2 = 20$
 $10 \times 3 = 30$
 $10 \times 4 = 40$
 $10 \times 5 = 50$
 $10 \times 6 = 60$
 $10 \times 7 = 70$
 $10 \times 8 = 80$
 $10 \times 9 = 90$
 $10 \times 10 = 100$



ME AND MY BODY

MATCH THE SENSE ORGANS WITH THEIR FUNCTIONS.

SENSE ORGANS

FUNCTIONS



Eyes

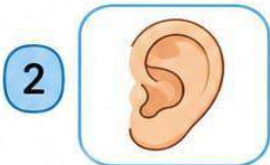
•

•

A



Helps me smell.



Ears

•

•

B



Helps me taste.



Nose

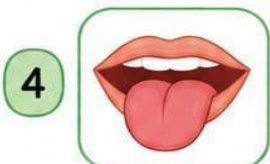
•

•

C



Helps me hear.



Tongue

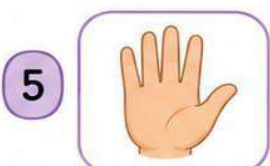
•

•

D



Helps me feel.



Skin

•

•

E



Helps me see.



Name: _____

Date: _____



HOLIDAYS HOMEWORK


EVS



MY FAMILY



Write a composition on your family (4-5 lines).
Complete the table given below.

Name of the Family Member	Relation with me	What they do for me	Paste / Draw Picture 



Write the name of your family member you like the most and write why you like him / her.





HOLIDAYS HOMEWORK



.... EVS

MY HOME

Look at the pictures of different rooms in a house.
Write the names of the rooms.

1



2



3



4



Which is your favourite room in the house?
Write its name. _____



Name : _____

Date : _____



HOLIDAYS HOMEWORK

... EVS ...


MY SCHOOL




Look at the pictures and write the names in the blanks.

1. PEOPLE WHO HELP US IN SCHOOL












2. PLACES WE FIND IN A SCHOOL












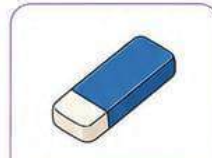
3. THINGS WE FIND IN A SCHOOL














4. Draw your school and colour it.



5. I love my school because _____



Match the pictures/words in column A with their use in Column B.

Column A

Column B

1.



1

a

a. Help us read and learn.

2.



2

b

b. Play and share with us.

3.



3

c

c. Teaches us.

4.



4

d

d. Place to sit and study.

5.



5

e

e. Place to play.

NAME: _____

CLASS: _____



HEALTHY FOOD AND UNHEALTHY FOOD WORKSHEET

LABEL EACH FOOD AS 'HEALTHY' OR 'UNHEALTHY'

























HEALTHY
(HEALTHY FOOD)



UNHEALTHY
(UNHEALTHY FOOD)



Note: Look at the given pictures and write 'Healthy' or 'Unhealthy' in the boxes provided.

ਹੇਠਾਂ ਦਿੱਤੇ ਹਫਤੇ ਦੇ ਨਾਂ ਲਭੋ :-

ਐ	ਢ	ਛ	ਜ	ਕੇ	ਤ	ਬੇ	ਊ	ਨ	ਮੋ
ਦੇ	ਤ	ਨ	ਗੁ	ਅ	ਓ	ਗੁ	ਜੀ	ਸੇ	ਕਾ
ਭ	ਭ	ਕਾ	ਛ	ਬੀ	ਗਾ	ਤ	ਵ	ਨਾ	ਲ
ਬੈ	ਲੈ	ਏ	ਠ	ਹੁ	ਏ	ਦੇ	ਗਾਂ	ਈ	ਦਾ
ਮੇ	ਲ	ਕੈ	ਦਾ	ਹ	ਤਿ	ਹੰ	ਸੂ	ਕੌ	ਹ
ਜੋ	ਗੁ	ਜੀ	ਸੁੰ	ਕ	ਰ	ਵਾ	ਰ	ਲੈ	ਹੁ
ਹੁ	ਮ	ਗੀ	ਜੇ	ਸੂ	ਊ	ਪ	ਤ	ਗੋ	ਹੰ
ਲੈ	ਗੁ	ਵ	ਜੀ	ਏ	ਝ	ਪ	ਟ	ਦ	ਛ
ਸਾ	ਦੋ	ਸੱ	ਠ	ਧ	ਜ	ਖ	ਖਾ	ਖੰ	ਹੁੰ
ਭ	ਘ	ਦੂ	ਹੋ	ਕੇ	ਛੋ	ਚ	ਵੇ	ਹ	ਨੰ
ਟੇ	ਭਾ	ਬੀ	ਹ	ਕਾ	ਰ	ਕੇ	ਧੀ	ਵੇ	ਮੋ

ਸੋਮਵਾਰ, ਮੰਗਲਵਾਰ,
ਬੁੱਧਵਾਰ

ਵੀਰਵਾਰ, ਸ਼ੁਕਰਵਾਰ,
ਸ਼ਨੀਵਾਰ, ਐਤਵਾਰ

ੳ ਤ ੜ (ਖ਼ਾਲੀ ਥਾਂਵਾਂ ਂਭਰੋ)

ੳ ___ ਏ ___ ਹ

ਕ ___ ਗ ___

ਚ ___ ਜ ___ ਵ

___ ਠ ___ ਢ ਣ

ਤ ਥ ___ ਧ ___

ਸਤਰ ਪੂਰੀ ਕਰੋ

ਪ _____

ਯ _____

ਕ _____

ਚ _____

ਰੰਗਾਂ ਦੇ ਨਾਂ ਲਭੋ :-

ਕਾਲਾ		ਨੀਲਾ	
ਸਫੇਦ		ਸੰਤਰੀ	
ਪੀਲਾ		ਗੁਲਾਬੀ	
ਹਰਾ		ਭੂਰਾ	
ਜਾਮਨੀ		ਸਲੇਟੀ	

ਆ	ਉ	ਸ	ਲੇ	ਟੀ	ਨੇ	ਹ	ਰਾ	ੲ
ਜਾ	ਚ	ਫੇ	ਵ	ਲਾ	ਗੇ	ਰਾ	ਥ	ਟ
ਨਿ	ਪੀ	ਦ	ਜਾ	ਮ	ਨੀ	ਮ	ਕਾ	ਸੰ
ਪਾਂ	ਲਾ	ਵ	ੲ	ਪੀ	ਲੁ	ਸ਼	ਲਾ	ਤ
ਫ	ਤਾਂ	ਭੂ	ਰਾ	ਜ਼	ਨੀ	ਲਾ	ਜੁ	ਰੀ
ਲ	ਗੁ	ਲਾ	ਬੀ	ਤਾ	ਚੀ	ਬੇ	ਪੂ	ਲੇ



ਛੁੱਟੀਆਂ ਦਾ ਕੰਮ

ਵਿਸ਼ਾ - ਪੰਜਾਬੀ
ਕਲਾਸ - ਪਹਿਲੀ



ਮੁਕਤਾ ਦੇ ਸ਼ਬਦ



1. ਘਰ _____
2. ਜਲ _____
3. ਫਲ _____
4. ਦਲ _____
5. ਰਬ _____

ਤਾਰਾ ਵਾਲੇ ਸ਼ਬਦ



1. ਤਾਰਾ _____
2. ਰਾਜਾ _____
3. ਮਾਲਾ _____
4. ਨਾਲ _____
5. ਕਾਲਾ _____

ਸ਼ਿਹਾਰੀ ਵਾਲੇ ਸ਼ਬਦ




1. ਕਿਤਾਬ _____
2. ਚਿੜੀ _____
3. ਕਿਸਾਨ _____
4. ਗਿਲਾਸ _____
5. ਮਿਠਾਈ _____

ਸ਼ਬਦ ਜੋੜੋ

1. ਕ + ਮ + ਲ = _____
2. ਚ + ਮ + ਚ = _____
3. ਗ + ਗ + ਨ = _____
4. ਨ + ਗ + ਰ = _____
5. ਸ + ਬ + ਰ = _____



ਲੈਆਤਮਕ ਸ਼ਬਦ



ਿਕਰਨ


ਘਰ

ਖੀਰ

ਿਦਲ

ਕਾਰ

3. नीचे दिए गए चित्र में स्वर बिंदुओं को मिलाकर चित्र पूरा करें रंग भरें-



चित्र पहचानें और स्वर लिखिए



Blank writing lines for the word 'आग' (Aag).



Blank writing lines for the word 'बॉक्स' (Box).



Blank writing lines for the word 'ऊन' (Un).



Blank writing lines for the word 'आम्र' (Amr).



Blank writing lines for the word 'आम' (Am).



Blank writing lines for the word 'आम्र' (Amr).



Blank writing lines for the word 'आम' (Am).



Blank writing lines for the word 'आम' (Am).



Blank writing lines for the word 'आम' (Am).



Blank writing lines for the word 'आम' (Am).



अ अ: अं



ऊ उ अ



ओ औ आ



ऐ ए ऋ



औ ओ आ



ई इ अ:



अ: अं अ



ऋ ए ऐ



उ ऋ ए



ई ऋ इ



उ ऊ अ



ओ औ अ

सही स्वर पर गोला लगाओ



smallsteps_2



1. अ से अ: तक लिखो। (20)

2. चित्र देखकर पहला अक्षर लिखो। (10)

- _____
- _____
- _____
- _____
- _____



3. समान अक्षर से मिलान करो। (5)

अ	ऐ
आ	ए
ऋ	आ
ए	ऋ